
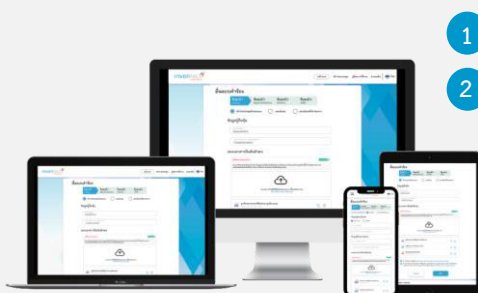


## Guidelines for attending of Electronic Meeting by Inventech Connect

Shareholders and proxies wishing to attend the Meeting can proceed according to the procedure for submitting the request form to attend the Meeting via electronic means as follows:

### Steps for requesting Username & Password via e-Request system

1. The Shareholders must submit a request to attend the Meeting by Electronic Means via Web Browser at <https://pro.inventech.co.th/TTA103509R/#/homepage> or scan QR Code  and follow the steps as shown in the picture



- 1 Click link URL or scan QR Code in the notice of the Annual General Meeting
- 2 Choose type request for request form to complete 4 steps as follows:
  - Step 1 Fill in the shareholder's information
  - Step 2 Fill in the information for verification
  - Step 3 Verify via OTP
  - Step 4 Upon successful transaction, the system will display information again to verify the accuracy
- 3 Please wait for an email information detail of Meeting and Password

**\*\* Merge user accounts, please using the same email and phone number \*\***

2. For shareholders who would like to attend the Meeting either through the electronic means by yourself or someone who is not the provided independent director, please note that the electronic registration will be available on business day from 19 April 2024 at 08:30 hours and shall be closed on 26 April 2024 until the end of the Meeting.
3. The electronic conference system will be available on 26 April 2024 at 11:30 hours (2 hours before the opening of the Meeting). Shareholders or proxy holders shall use the provided username and password and follow the instruction manual to access the system.

### Appointment of Proxy to the Company's Independent Director

For shareholders who authorize one of the Company's Independent Directors to attend and vote on his or her behalf, the shareholders can submit a request to attend the Meeting by electronic means of the specified procedures or send the proxy form together with the required documents to the Company by mail to the address below. The proxy form and required documents shall be delivered to the Company by 23 April 2024 at 17:00 hours.

Thoresen Thai Agencies Public Company Limited

Company Secretary Department

26/26-27 Orakarn Building, 8<sup>th</sup> Floor, Soi Chidlom, Ploenchit Road, Lumpinee, Pathumwan, Bangkok 10330

### Should you have any problems with the software, please contact Inventech Call Center



02-931-9130



@inventechconnect



The system available during 19 – 26 April 2024 at 08:30 – 17:30 hours

**(Excluding holidays and public holidays)**

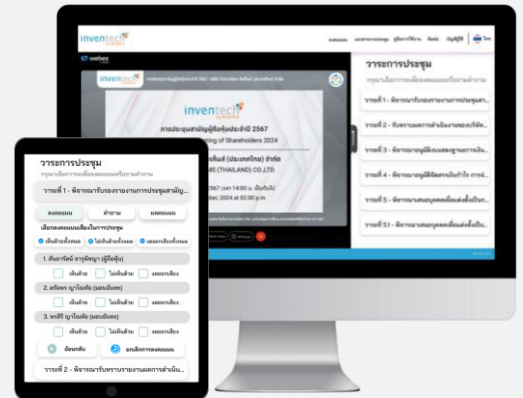


Report a problem

@inventechconnect

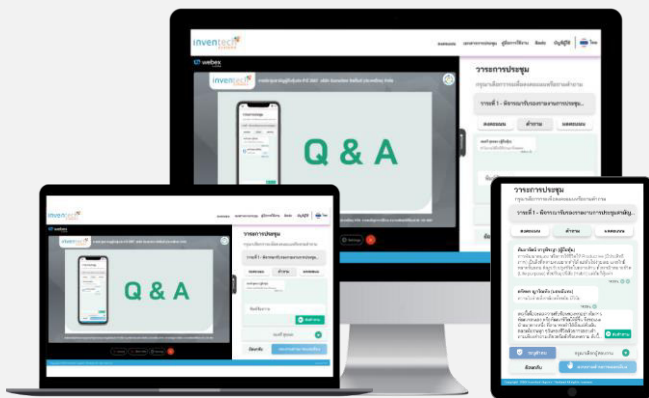
## Steps for registration to attend the Meeting (e-Register) and voting process (e-Voting)

- 1 Enter email and password received via your email or request OTP
- 2 Click “Register” button, the vote will be registered and counted as a quorum.
- 3 Click “Join Attendance”, Then click “Join Meeting” button
- 4 Select the agenda provided
- 5 Click “Vote” button
- 6 Cast your vote
- 7 The system will display the status of your latest vote



To cancel the latest vote, please press the “Cancel Vote” button (This means that your most recent vote will be equal to not voting, or your vote will be considered “Approve” as default vote.) Shareholders can change their votes until the voting session is closed.

## Steps to ask questions via Inventech Connect



- Select the agenda provided
- Click “Question” button
- 1 To ask a question
  - Type the question then click “Send”
- 2 To ask a question via video conference
  - Click “Conference” button
  - Click “OK” to confirm your queue
  - Please wait for the queue before turning on your microphone and camera

## How to use Inventech Connect



e-Request User Manual



e-Voting User Manual

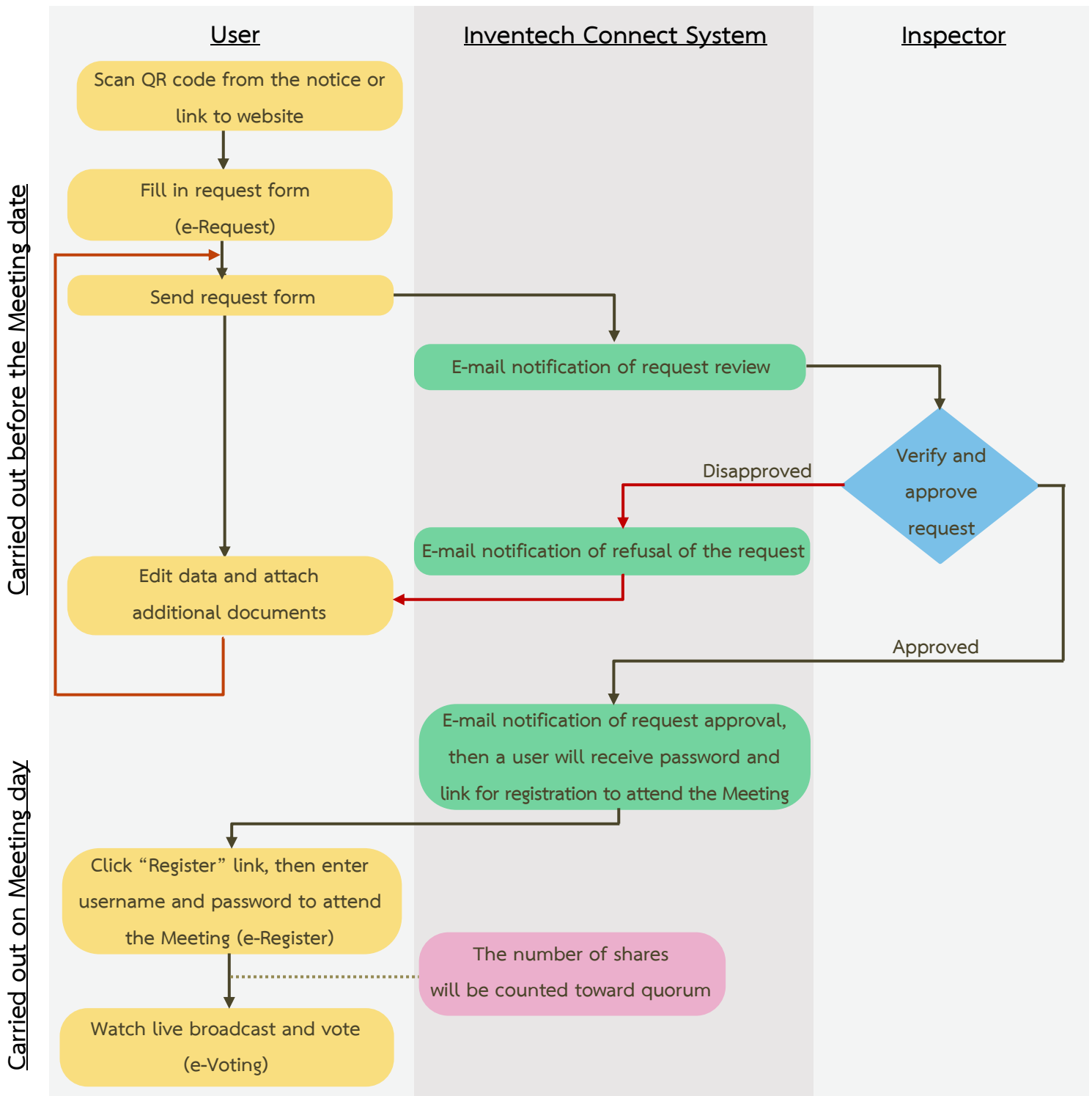


Inventech Connect Manual Video

\* Note Operations of the e-Meeting and Inventech Connect are subject to internet connectivity and equipment and/or program thereon of shareholder or proxy. Please log into the system using the following equipment and/or program.

1. Internet speed requirements
  - High-Definition Video: Requires internet speed of 2.5 Mbps (recommended internet speed),
  - High Quality Video: Requires internet speed of 1.0 Mbps,
  - Standard Quality Video: Requires internet speed of 0.5 Mbps,
2. Equipment requirements
  - Smartphone/Tablet with IOS or android OS,
  - PC/Laptop with Windows or Mac OS,
3. Chrome internet browser (recommended) / Safari / Microsoft Edge **\*\* The system does not support internet explorer.**

## Guidelines for attending the e-Meeting



### Conditions of use

#### To merge/change account

In case of multiple requests using the same email and phone number, the system will merge accounts; a user who has more than 1 account can click "Change account" button and the previous account will still be counted toward base of the Meeting.

#### To exit the Meeting

Attendees can click "Register to leave the quorum" button, the system will exclude number of your shares from the Meeting base.